

3 What's fun about music?



Mia's star post ★

Dancing to music is fun!



Sing along with Ania



Look with Mason



Music World



Find out with Ben



Discover with Theo

QUICK POLL

Do you prefer ...
listening
or **dancing**
to music?

Lesson 1

THE BIG QUESTION

1 Look and answer.

- 1 What's the Big Question for unit 3?
- 2 Who are the posts from?
- 3 What can you see in the pictures?

2 Which things do you see in the Big Question video? Watch then say. ▶

- children dancing
- children singing
- Mia dancing
- Mia playing the piano
- three boys
- a teacher
- green T-shirts
- yellow caps

3 **Think** What are your answers to the Big Question?

Keep a list of your answers on the Big Question poster.

UNIT THE BIG QUESTION POSTER

3 what's fun about music?

OUR ANSWERS

4 Answer the Quick Poll.

5 Watch the Big Question video again. ▶ Complete the activities. **AB Page 26**

3 Lesson 2 Vocabulary and song

What's fun about music?

Playing an instrument is fun!



Ania

- 1 **Think** 🗨️ Which instruments do you know?
- 2 Listen, point and repeat. 🗣️ 044
Compare your list with Ania's.
- 3 Listen and say the instrument. 🗣️ 045

Ania's list



1 guitar



2 drums



3 keyboard



4 recorder



5 cymbals



6 violin



7 trumpet



8 cello



9 flute



10 saxophone

- 4 Listen and sing. 🗣️ 046

*The Hamley Band
Play music at home.
A violin, a trumpet, a saxophone.
A flute, a recorder,
And cymbals, too.
Oh! The Hamley Family Band.*

Here's Grandpa. He's a star.
What does he play?
He plays the guitar.
He plays the guitar in the band.
The Hamley Family Band.

Here's Mum. She likes having fun.
What does she play?
She plays the drums.
She plays the drums in the band.
The Hamley Family Band.

Here's Uncle Marcello.
Hello Marcello!
What does he play?
He plays the cello.
He plays the cello in the band.
The Hamley Family Band.

Chorus



- 5 **Communicate** 🗨️ Ask and answer. 🗣️ 047

Do you play the guitar?

Yes, I do.

Do you play the keyboard?

No, I don't.

3

Lesson 3 Grammar

1 Listen, read and look at the picture. 048

Does Ania play the trumpet?



This is a photo of my sister and her band.



Wow! What does your sister play, Ania?



She plays the trumpet.



I can see her! When does she practise?



She practises on Tuesdays and Thursdays.



Where does she perform?



She performs at concerts. She's great! I play the violin. It's difficult! I practise every day and I perform at school.

2 Listen and follow. 049 Ask and answer about Ania's sister.

What	does	he	play?	He	plays	the violin.	the trumpet.
When	does	she	practise?	She	practises	on Tuesdays and Thursdays.	every day.
Where			perform?		performs	at concerts.	at school.

3 Look, listen and read. 050

4 Communicate Play the game.

What does he play?

He plays the keyboard.


When does he practise?




He practises on Wednesdays.

Where does he perform?

He performs at concerts.

I know! It's Oscar!



- 1 **Think**  What kinds of music do you know?
- 2 Listen, point and repeat.  052
- 3 Listen and say the music.  053

Mason's list



1 pop



2 folk



3 classical



4 hip hop




5 rock



6 reggae

4 **BEFORE YOU READ** This story is about a *trumptar drumbal*. Can you guess what a *trumptar drumbal* is?

5 Listen, read and check your ideas.  054

6 **AFTER YOU READ** Watch the story video.  Complete the activities.  AB Page 29


What's fun about music?

You can listen to lots of different kinds of music!

Mason




Music World





4

Look Lily!
Let's ask that
old woman!



5

Go that way!

OK! Thanks!

Wait a minute!


It's Trick! Let's go the other way, Mason!



6

It's an instrument!
How do you play it?

I don't know. Do you play
an instrument, Mason?



7

I play the trumpet.

But this
doesn't
work!



8

I sometimes play the
drums at school ...

But I can't play
this drum!



9

Hmm ...

Maybe it's an instrument
for **two** people ...



10

Yay!



11

This is cool!

It's great! Well done, Mason!
You always have good ideas.

LEVEL UP >>>

1 REMEMBER THE STORY Read. Who's speaking?

- 1 I often listen to rock and pop music.
- 2 I never go to concerts.
- 3 I sometimes play the drums at school.
- 4 You always have good ideas.



2 Look at the sentences from the story. Where do *sometimes* and *often* go in the key?

✓✓✓ always	✓✓ ?	✓ ?	✗ never
------------	------	-----	---------

3 Listen and follow. 055 **Think** Make true sentences about you.

I	always	play	rock	music.
	often	listen to	pop	
He	sometimes	dance to	hip hop	
She	never	plays	classical	
		listens to		
		dances to		

Look!
 These adverbs go before the verb.
 I **always** play rock music.

4 **Think, pair, share!** Say what you always, often, sometimes and never do on Saturdays. Then talk about your friend.

- have breakfast
- do sport
- read comics
- do my homework
- go to school
- play video games

I always do sport on Saturdays.

I never have breakfast on Saturdays.

He never has breakfast on Saturdays.

She always does sport on Saturdays.




What's fun about music?

You can make your own instruments.

1 Look at the pictures of the musical instruments. Answer.

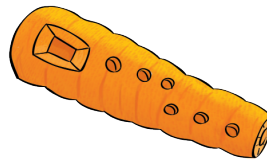
We usually make musical instruments from metal or wood.
What are these instruments made from?



courgette clarinet



pumpkin drum



carrot flute



How to make a **pepper** shaker!

1 You need:







a pepper



a knife



some rice





2 Look at the pictures 1-6. Find the correct instruction (a-f) for each picture (1-6).

- | | |
|--|--|
| a Shake your shaker! | d You need these things to make a pepper shaker. |
| b Add the rice. | e Put the top on the pepper. |
| c Cut the top off the pepper.
Ask an adult to help you. | f Take out the seeds. |


3 **Think, pair, share!** What other instruments can you make with vegetables? How?

3 Lesson 7 Literacy: a leaflet

- 1 BEFORE YOU READ** Look at the photos on the leaflet. What can you do at the carnival?
- 2 Think**  Ask a question about the carnival.
- 3 Read and listen.**  058
Does the leaflet answer your question?

What's fun about music?

You can listen to live music at festivals and carnivals.



Notting Hill Carnival

**Saturday 29th to
Monday 31st August**
10.00 am to 8.30 pm



Notting Hill Carnival is a Caribbean carnival. It's in West London in England. The carnival is for three days in August. More than one million visitors come to Notting Hill Carnival every year.

Saturday 29th August

On Saturday there's a steel band competition. Steel band music is very popular in the Caribbean. The musicians play steel drums. Steel drums are a traditional instrument from Trinidad and Tobago.

Before the carnival, the bands practise for the competition. At the carnival, the bands can win prizes. Lots of people come to the carnival to listen to music.

Sunday 30th August

Sunday is Children's Day at the carnival. Lots of children from schools in London come on this day. Before the carnival, people make special costumes. The costumes have lots of colours. The children wear these fantastic costumes at the carnival. They walk and dance in the streets.

Monday 31st August

The last Monday in August is a national holiday in England. Lots of people come to the carnival. There's a lot of music and dancing. People cook traditional Caribbean food in the street. You can eat meat, chicken and rice. You can buy tropical fruit like bananas, watermelon and pineapple, too.

- 4 AFTER YOU READ**
Complete the activities.

AB Page 32


Our Values

Take part in different festivals in your community!



3

Lesson 8 Culture

1 Listen to Theo.  059 **Answer.**
Which day at Notting Hill Carnival does he prefer?

2 Listen again.  059
Which things does Theo do? 

- 1 He plays steel drums.
- 2 He dances to music.
- 3 He wears a costume.
- 4 He eats chicken.
- 5 He eats watermelon.



3 Think, pair, share! Which music events or festivals are in your country?

4 Complete the activities.  **AB Page 33**

Lesson 9 Writing The Big Write AB Pages 34-35

Lesson 10

THE BIG QUESTION REVIEW



1 Watch and answer the questions on the review video. 

2 Look back at the unit and say the missing words.
Then compare your answers on the Big Question poster.



to music is fun!



You can your own instruments.



Playing an is fun!



You can listen to live music at festivals and .



You can to lots of different kinds of music!



Having a favourite is fun.

3 Communicate  **Ask and answer.**

Which is your favourite answer?

'Playing an instrument is fun!' I play the flute!

4 Complete the self-evaluation activities.  **AB Page 35**