

# Plasma Cutting

# 7





## Contents

<b>SWP Stealth Digi-Cut 40</b>	Torch & Consumables	203
<b>SWP Stealth Digi-Cut 100 CNC</b>	Torch & Consumables	204
<b>SWP EL120</b>	Torch & Consumables	206
<b>Cebora</b>	Compatible Consumables	208
<b>Prof 35HF &amp; Prof 50</b>	Cebora Compatible	209
<b>Prof 70</b>	Cebora Compatible	210
<b>CP90/91</b>	Cebora Compatible	212
<b>P150/P160</b>	Cebora Compatible	214
<b>S25/25K/30/35K/S45</b>	Trafimet Compatible	216
<b>A81/P81</b>	Trafimet Compatible	217
<b>A101/P101</b>	Trafimet Compatible	218
<b>A141/P141</b>	Trafimet Compatible	220
<b>A151/P151</b>	Trafimet Compatible	222
<b>SL60/SL100</b>	Thermadyne One Torch	224
<b>SWP Hand Torches</b>	Powermax & HyAmp Compatible	226
<b>Hypertherm</b>	Compatible Consumables	228
<b>ESAB/L-Tec &amp; SAF</b>	Compatible Consumables	233
<b>Panasonic</b>	Compatible Consumables	234
<b>Parweld</b>	Compatible Consumables	235
<b>Connectors</b>	Central Plasma	236
<b>Circle Cutting</b>	Kits & Adjustments	237

## Disclaimer

Specialised Welding Products are in no way connected to or affiliated with any of the manufacturers referred to in the PLASMA section of this catalogue.

None of the equipment listed in this PLASMA section originates from the manufacturer with whose products it is compatible.

In this PLASMA section, the use of:

- (i) original equipment manufacturer's part numbers and/or
- (ii) any manufacturer's registered or unregistered trade marks is solely to indicate that the intended purpose of the equipment in question is to act as a spare part and/or accessory for the relevant original equipment.

# NOW AVAILABLE COMPATIBLE **HYPERTHERM** TORCH PACKAGES


SEE PAGES  
226-227



Plasma  
Cutting



Air Flow: 110 lpm | Rating: 60A @ 80% duty cycle | Cutting Capacity: Production Cut 25mm Steel, 20mm Aluminium | Gas: Air/N<sub>2</sub>



Plasma Cutting

## Torch Package

Part No.	Description
<b>PC7100H</b>	Hand Torch c/w 6m Cable Central Connector

## Consumables

### MAIN CONSUMABLES


Item	Part No.	Description	Qty
1	PC7000	Torch Head 70 degree	1
2	PC7001	O-Ring – Torch Head	10
3	PC7002	Gas Distributor	2
4	PC7003	Electrode – Standard	5
5	PC7004	Tip Contact Cutting – 10-20A	5
	PC7005	Tip Contact Cutting – 20-30A	5
6	PC7006	Tip Contact Cutting – 30-40A	5
7	PC7007	Flat Tip Cutting – 40-50A	5
	PC7008	Flat Tip Cutting – 50-60A	5
8	PC7009	Extended Electrode	5
9	PC7010	Extended Contact Cutting Tip – 10-20A	5
	PC7011	Extended Contact Cutting Tip – 20-30A	5
10	PC7012	Extended Contact Cutting Tip – 30-40A	5
11	PC7013	Nozzle Retaining Cap	1
12	PC7015	Double Pointed Spacer	2

### SECONDARY CONSUMABLES


Item	Part No.	Description	Qty
13	PC7016	Switch	2
14	PC7017	Handle c/w Switch	1
15	C3045012	Wrench for Electrodes	1
16	PC7019	6m Cable Assembly	1
17	C534	Central Connector c/w 6 Pins	1

For detailed breakdown of C534 Central Connector – see page 236

### CABLE FITTING CENTRAL



Air Flow: 210 lpm | Rating: 100A @ 60% duty cycle | Cutting Capacity: Production Cut 30mm Steel, 25mm Stainless Steel, 20mm Aluminium | Gas: Air/N<sub>2</sub>




Plasma  
Cutting

## Consumables

Part No.	Description
<b>PC7200H</b>	Hand Torch c/w 6m Cable Central Fitting
<b>PC7201</b>	Hand Torch c/w 12m Cable Central Fitting

Part No.	Description
<b>PC7202</b>	Machine Torch c/w 6m Cable Central Fitting
<b>PC7203</b>	Machine Torch c/w 12m Cable Central Fitting



## Consumables

### MAIN CONSUMABLES

Item	Part No.	Description	Qty
1	09700	Torch Head – Hand	1
2	09710	Torch Head – Machine	1
3	09700.48	Cooling Tube	5
4	51190.41	O-Ring – Torch Head Hand and Machine	10
5	60025	Gas Distributor 30-70A	2
	60026	Gas Distributor 80-100A and Gouging	2
6	52556	Electrode Standard	5
7	52556L	Electrode Extended	5
8	51245.09	Tip Contact Cutting 0.9 – 30-40A	5
	51246.10	Tip Cutting 1.0 – 40-50A	5
	51246.11	Tip Cutting 1.1 – 50-60A	5
	51246.12	Tip Cutting 1.2 – 60-70A	5
	51248.14	Tip Cutting 1.4 – 80-90A	5
	51248.15	Tip Cutting 1.5 – 30-40A	5
9	60500	Retaining Cap – 30-70A	1
	60501	Retaining Cap – 80-100A	1
10	60444	Double Pointed Spacer	1
11	60368	Wrench for Electrode	1
12	51276.10	Tip Contact Cutting 1.0 – 40-50A	5
	51276.11	Tip Contact Cutting 1.1 – 50-60A	5
	51276.12	Tip Contact Cutting 1.2 – 60-70A	5
	51278.14	Tip Contact Cutting 1.4 – 80-90A	5
	51278.15	Tip Contact Cutting 1.5 – 100A	5
	51278G.22	Tip Gouging 100A	5
13	60502	Shield Cup Body	1
14	60504	Shield Cap Hand – 40-70A	1
15	60505	Shield Cap Hand – 80-100A	1
	60508	Shield Cap Gouging	1
16	51276L.10	Extended Shielded Tip 1.0 – 40-50A	5
	51276L.11	Extended Shielded Tip 1.1 – 50-60A	5
	51276L.12	Extended Shielded Tip 1.2 – 60-70A	5
	51278L.14	Extended Shielded Tip 1.4 – 80-90A	5
	51278L.15	Extended Shielded Tip 1.5 – 100A	5
17	60504L	Extended Shielded Cap 40-70A	1
	60505L	Extended Shielded Cap 80-100A	1

### SECONDARY CONSUMABLES


Item	Part No.	Description	Qty
18	09705	Handle Assembly – Hand Torch	1
19	07218	Positioning Tube – Machine Torch	1
	07219	Positioning Tube c/w Rack – Machine Torch	1
20	09781CX	Cable Assy 6m – Hand Torch	1
	09786CX	Cable Assy 12m – Hand Torch	1
	09791CX	Cable Assy 6m – Machine Torch	1
	09796CX	Cable Assy 12m – Machine Torch	1
21	C534	Central Connector c/w 6 pins	1

For detailed breakdown of C534 Central Connector – see page 236



**9032H**  
Stealth Digi-Cut 100  
See page 66

## RPT Single Gas: 30-120A @ 100% Duty Cycle




### EL 120 Torch Package – Non HF

Part No.	Description
<b>09000</b>	Hand Torch Package 6m – 9/16" Fitting – Non HF
<b>09001</b>	Hand Torch Package 6m – Central Connection – Non HF
<b>09010</b>	Hand Torch Package 12m – 9/16" Fitting – Non HF
<b>09011</b>	Hand Torch Package 12m – Central Connection – Non HF

### EL 120 Torch Package – HF

Part No.	Description
<b>09000HF</b>	Hand Torch Package 6m – 9/16" Fitting – HF
<b>09001HF</b>	Hand Torch Package 6m – Central Connection – HF
<b>09010HF</b>	Hand Torch Package 12m – 9/16" Fitting – HF
<b>09011HF</b>	Hand Torch Package 12m – Central Connection – HF





## Consumables

### MAIN CONSUMABLES

Item	Part No.	Description	Qty
1	07920	Torch Head	1
2	07300.60	O-Ring Torch Head – Black Nitrile	10
3	07920.60	O-Ring Torch Head – Red Silicone	10
4	07924	Insulator – HF	1
5	07923	Start Cartridge	1
6	52600	Electrode – Air / N <sub>2</sub>	5
7	52603	Extended Electrode – Air / N <sub>2</sub>	5
8	60060	Gas Distributor – 30-60A	2
	60061	Gas Distributor – 60-120A	2
9	51470	Tip – Cutting – 30A	10
	51471	Tip – Cutting – 40A	10
	51472	Tip – Cutting – 50-60A	10
	51474	Tip – Cutting – 60A	10
	51475	Tip – Cutting – 70A	10
	51476	Tip – Cutting – 80A	10
	51477	Tip – Cutting – 90-100A	10
	51478	Tip – Cutting – 120A	10
10	51490	Extended Tip – Cutting – 30A	10
	51491	Extended Tip – Cutting – 40A	10
	51492	Extended Tip – Cutting – 50-60A	10
	51493	Extended Tip – Cutting – 60A	10
	51494	Extended Tip – Cutting – 70A	10
	51495	Extended Tip – Cutting – 80A	10
	51496	Extended Tip – Cutting – 90-100A	10
	51497	Extended Tip – Cutting – 120A	10
11	60442	Coil Spring	2
12	60480	Shield Cup 30-60A	1
	60481	Shield Cup 60-120A	1
13	60444	Double Pointed Spacer	2
14	60482	Shield Cup Extended Consumables – 30-60A	1
	60483	Shield Cup Extended Consumables – 60-120A	1
15	60490	Shield Cap for 60482 Cup – 30-60A	2
16	60491	Shield Cap for 60482 Cup – 60-120A	2

### SECONDARY CONSUMABLES

Item	Part No.	Description	Qty
17	07106E	Handle c/w Switch	1
18	09080	Cable Assembly 6m – 9/16"	1
	09085	Cable Assembly 12m – 9/16"	1
19	C534	Central Connector c/w 6 pins	1

*For detailed breakdown of C534 Central Connector – see page 236*




**1436**  
Coloured Face Screen Shade 3 Complete  
*See page 348*



**1008111**  
Welding goggles with Shade 5 lens  
*See page 356*

## CP40




Item	Part No.	Description	Qty
1	C1359	Torch Head	1
2	C1516	Electrode	5
3	C1507	Swirl Ring	2

Item	Part No.	Description	Qty
4	C1290	Tip – 0.7mm	5
5	C1906	Nozzle Retaining Cap	1



Full range of Balma  
compressors  
See page 406

Air Flow: 120 lpm | Rating: 50A @ 60% duty cycle | Cutting Capacity: 12mm max (most materials)  
Gas: Single



## Prof 35HF & Prof 50 Torch Package

Part No.	Description
<b>C1526LT</b>	Hand Torch c/w 6m Cables 1/8" BSP Connection

Part No.	Description
<b>C1574LT</b>	Hand Torch c/w 6m Cables Central Connection
<i>For Central Connection illustration – see page 236</i>	

## Consumables

### MAIN CONSUMABLES

Item	Part No.	Description	Qty
1	C1352LT	Torch Head – Standard	1
2	C3160067	O-Ring – Torch Head	10
3	C1521	Hafnium Electrode	5
4	C1510	Swirl Ring	2
5	C1304	Cutting Tip 1.0mm – Flat	5
6	C1305	Cutting Tip 1.0mm – Conical	5
7	C5.710.121	Nozzle Retaining Cap	2
8	C1518	Extended Hafnium Electrode	5
9	C1370	Extended Tip 1.0 – Flat	5
10	C1306	Extended Tip 1.0 – Conical	5
11	P5011	Shield Cup for Extended Tips	1

### SECONDARY CONSUMABLES

Item	Part No.	Description	Qty
12	C1356	Ergo Handle c/w Switch	1
13	C1344	6m Complete Cable Assembly 1/8" BSP	1

Air Flow: 180 lpm | Rating: 70A @ 60% duty cycle | Cutting Capacity: 20mm max (most materials)  
Gas: Single




Plasma  
Cutting

## PROF 70 Torch Packages

Part No.	Description
<b>C1564LT</b>	Hand Torch c/w 6m Cables – 1/8" BSP Connection
<b>C1573LT</b>	Hand Torch c/w 6m Cables – Central Connection
<b>C1573.20LT</b>	Hand Torch c/w 12m Cables – Central Connection

Part No.	Description
<b>C1563</b>	Machine Torch c/w 6m Cables – 1/8" BSP Connection
<b>C1566</b>	Machine Torch c/w 6m Cables – Central Connection
<b>C1566.20</b>	Machine Torch c/w 12m Cables – Central Connection



## Consumables

### MAIN CONSUMABLES

Item	Part No.	Description	Qty
1	C1351LT	LT Torch Head – c/w Handle	1
2	C1349	Torch Head – Machine	1
3	C3160067	O-Ring – Torch Head	10
4	C3065204	Diffuser	5
5	C1402	Electrode	5
6	C1510	Swirl Ring	2
7	C1309	Tip 0.9mm – 35A	5
	C1396	Tip 1.0mm – 50A	5
	C1308	Tip 1.2mm – 70A	5
8	C1305	Cutting Tip 1.0mm – Conical	5
9	C1368	Extended Hafnium Electrode	5
10	C1366	Extended Tip 0.9mm – 35A	5
	C1395	Extended Tip 1.0mm – 50A	5
	C1395/L	Extended Tip 1.2mm – 70A	5
11	C5.710.171	Nozzle Retaining Cap	2
12	C1397	Spacer Spring	5
13	C1405	Double Pointed Spacer	2
14	P7015	Spacer for Contact Cutting Extended Consumables	1

### SECONDARY CONSUMABLES


Item	Part No.	Description	Qty
15	C1356	Ergo Handle c/w Switch	1
16	C3055623	Handle Machine Torch	1
17	C3045012	Wrench for Electrode / Diffuser	1
18	C1344	6m Complete Cable Assembly 1/8" BSP Hand Torch	1
	C1344.20	12m Complete Cable Assembly 1/8" BSP Hand Torch	1
	C1346	6m Complete Cable Assembly 1/8" BSP Machine Torch	1
	C1346.20	12m Complete Cable Assembly 1/8" BSP Machine Torch	1
19	C534	Central Connector c/w 6 Pins	1
20	C537	Adaptor Body Only	1
21	C539	Plastic Locking Ring	1
22	C540	Adaptor Housing	1

*For detailed breakdown of C534 Central Connector – see page 236*



Range of Balma single and three phase static compressors  
See page 408


Air Flow: 160 lpm | Rating: 90A @ 60% duty cycle | Cutting Capacity: 30mm max (most materials)  
Gas: Single



## CP90/91 Torch Packages

Part No.	Description
<b>C1215LT</b>	Hand Torch c/w 6m Cables – 1/8" BSP Connection
<b>C1214LT</b>	Hand Torch c/w 6m Cables – Central Connection
<b>C1214.20LT</b>	Hand Torch c/w 12m Cables – Central Connection

Part No.	Description
<b>C1218</b>	Machine Torch c/w 6m Cables – 1/8" BSP Connection
<b>C1218.20</b>	Machine Torch c/w 12m Cables – Central Connection



## Consumables

### MAIN CONSUMABLES

Item	Part No.	Description	Qty
1	C1358LT	LT Torch Head c/w Handle	1
2	C1348	Torch Head – Machine	1
3	C3160067	O-Ring – Torch Head	10
4	C0109042	Diffuser	5
5	C1368	Hafnium Electrode	5
6	C1510	Swirl Ring	2
7*	C1847SP	Tip 1.0mm – 20-50A	5
8*	C1848SP	Tip 1.2mm – 50-70A	5
	C1849SP	Tip 1.3mm – 70-90A	5
* Only Use Items 7 & 8 with C1901SP below			
9	C1901SP	Nozzle Retaining Cap	2
10	C1945SP	Shield c/w Spacer for Contact Cutting	1

### SECONDARY CONSUMABLES

Item	Part No.	Description	Qty
11	C1356	Ergo Handle c/w Switch	1
12	P1519	Handle c/w Switch – Old Style	1
13	C3055623	Handle – Machine Torch	1
14	C3045012	Wrench for Electrode / Diffuser	1
15	C1344	6m Complete Cable Assembly 1/8" BSP Hand Torch	1
	CP9002	6m Complete Cable Assembly Central Connector Hand Torch	1
	CP9003	12m Complete Cable Assembly Central Connector Hand Torch	1
	CP9004	6m Complete Cable Assembly Central Connector Machine Torch	1
	CP9005	12m Complete Cable Assembly Central Connector Machine Torch	1
16	C534	Central Connector c/w 6 Pins	1
17	C537	Adaptor Body Only	1
18	C539	Plastic Locking Ring	1
19	C540	Adaptor Housing	1

*For detailed breakdown of C534 Central Connector – see page 236*



Range of Balma single phase portable compressors  
See page 407

Air Flow: 220 lpm | Rating: 150A @ 60% duty cycle | Cutting Capacity: 35mm max (most materials)  
Gas: Single



## P150 Torch Packages

Part No.	Description
<b>C1571LT</b>	Hand Torch c/w 6m Cables – 1/8" BSP Connection
<b>C1525LT</b>	Hand Torch c/w 12m Cables – 1/8" BSP Connection
<b>C1576LT</b>	Hand Torch c/w 6m Cables – Central Connection
<b>C1578LT</b>	Hand Torch c/w 12m Cables – Central Connection
<b>C1529</b>	Machine Torch c/w 6m Cables – 1/8" BSP Connection
<b>C1532</b>	Machine Torch c/w 12m Cables – 1/8" BSP Connection
<b>C1577</b>	Machine Torch c/w 6m Cables – Central Connection
<b>C1579</b>	Machine Torch c/w 12m Cables – Central Connection

## P160 Torch Packages

Part No.	Description
<b>C1226</b>	Hand Torch c/w 6m Cables – Central Connection
<b>C1226.20</b>	Hand Torch c/w 12m Cables – Central Connection
<b>C1228</b>	Machine Torch c/w 6m Cables – Central Connection
<b>C1228.20</b>	Machine Torch c/w 12m Cables – Central Connection



## Consumables


### MAIN CONSUMABLES

Item	Part No.	Description	Qty
1	C1353LT	LT Torch Head c/w Handle	1
2	C1354	Torch Head – Machine	1
3	C1398	O-Ring – Torch Head	10
4	C1378	Diffuser	2
5	P1501	Front Insulator – Vespel	1
6	C1376	Hafnium Electrode	5
7	C1377	Swirl Ring Vespel	2
8	C1371	Cutting Tip – 1.1mm	10
	C1372	Cutting Tip – 1.35mm	10
	C1373	Cutting Tip – 1.6mm	10
	C1374	Cutting Tip – 1.8mm	10
	C1375	Gouging Tip – 3.0mm	10
9	C1389	Nozzle Retaining Cap	1
10	P1502	Extended Diffuser	2
11	C1517	Extended Electrode	5
12	C1369	Extended Contact Cutting Tip – Max 50A	5
13	P1503	Extended Tip – 1.35mm – 90A	5
	P1504	Extended Tip – 1.6mm – 120A	5
	P1505	Extended Tip – 1.8mm – 150A	5
14	C1393	Contact Nozzle Retaining Cap	1
	P1506	Contact Nozzle Retaining Cap – Long Life	1
15	P1507	Spring Holder Protection Nut	2
16	P1508	Spacer Springs for P1507	5
17	P1509	Gouging Spacer	1
18	P1510	Spacer for Contact Cutting – Hand <i>Use with Items 14 &amp; 8</i>	1
19	P1512	Spacer for Contact Cutting – Machine <i>Use with Items 14 &amp; 8</i>	1
20	P1513	Spacer for Contact Cutting – Hand 50A	1
21	P1514	Spacer for Contact Cutting – Hand Above 50A	1
22	P1515	Spacer for Extended Tips – High Amp	1
23	P1516	Locking Nut	2
24	C1386	Stand Off Spring	5
25	C1408	Double Pointed Spacer	1
26	C1409	Crown Spacer	2
27	C1406	Gouging Spacer	1
28	C1509	Extractor for Swirl Ring	1


### SECONDARY CONSUMABLES

Item	Part No.	Description	Qty
29	C1356	Ergo Handle c/w Switch	1
30	C3055623	Handle Machine Torch	1
31	C3045012	Wrench for Electrode / Diffuser	1
32	P1521	6m Complete Cable Assembly – 1/8" BSP <i>Hand Torch</i>	1
	P1522	12m Complete Cable Assembly – 1/8" BSP <i>Hand Torch</i>	1
	P1520	6m Complete Cable Assembly – 1/8" BSP <i>Machine Torch</i>	1
	P1523	12m Complete Cable Assembly – 1/8" BSP <i>Machine Torch</i>	1
33	C534	Central Connector c/w 6 Pins	1
34	C537	Adaptor Body Only	1
35	C539	Plastic Locking Ring	1
36	C540	Adaptor Housing	1

For detailed breakdown of C534 Central Connector – see page 236



Air Flow: 90 lpm | Rating: 40A @ 60% duty cycle | Cutting Capacity: 10mm max (most materials)  
Gas: Single



## S25/25K/30/35K Torch Packages

Part No.	Description
<b>PA370</b>	Hand Torch 4m Cables – Type A
<b>PA375</b>	Hand Torch 4m Cables – Type B
<b>PA376</b>	Hand Torch 4m Cables – Type B

## S45 Torch Packages

Part No.	Description
<b>PA167</b>	Hand Torch S45 4m Cables – Type C
<b>PA165</b>	Hand Torch S45 6m Cables – Type D
<b>PA166</b>	Hand Torch S45 6m Cables – Central Connection

## Consumables


### MAIN CONSUMABLES

Item	Part No.	Description	Qty	
1	S2500	Torch Head – S25/S25K	1	
	S2501	Torch Head – S45	1	
2	PE106	Swirl Ring	2	
3	PD102	Tip – 1.0mm	5	
4	PR110	Electrode	10	
5	PD116-06	Tip – 0.65mm – S25K – GYS 20K	5	
	PD116-08	Tip – 0.8mm – S25K – GYS 20	5	
	PD116-09	Tip – 0.9mm – S25 – GYS 20	5	
6	PR106	Extended Electrode	10	
7	PD103-09	Extended Tip – 0.9mm – S25	5	
	8	PC116	Nozzle Retaining Cap – S45	1
		PC117	Nozzle Retaining Cap – S25K (2 Hole) – GYS 20K	1
		PC135	Nozzle Retaining Cap – S35K (4 Hole) – GYS 20	1
9	S2503	Double Pointed Spacer	2	


### SECONDARY CONSUMABLES

Item	Part No.	Description	Qty
10	PC7017	Handle c/w Switch – Hand Torch	1
11	S2505	4m Cable Assembly – S25K – Type A	1
	S2506	4m Cable Assembly – S25/S25K – Type B	1
	S2507	4m Cable Assembly – S45 – Type C	1
	S2508	6m Cable Assembly – S45 – Type D	1
12	S2509	6m Cable Assembly – S45 – Central Connection	1
13	C534	Central Connector c/w 6 Pins	1

For detailed breakdown of C534 Central Connector – see page 236



Air Flow: 155 lpm | Rating: 80A @ 60% duty cycle | Cutting Capacity: 12mm max (most materials)  
Gas: Single



Plasma  
Cutting

## A81/P81 Torch Packages

Part No.	Description
<b>PA1400LT</b>	Hand Torch c/w 6m Cables – M14 x 1 Metric Connection
<b>PA1402LT</b>	Hand Torch c/w 6m Cables – Central Connection
<b>PA1404LT</b>	Hand Torch c/w 6m Cables – 1/4" BSP Connection

Part No.	Description
<b>PA180</b>	Machine Torch c/w 6m Cables – M14 x 1 Metric Connection
<b>PA181</b>	Machine Torch c/w 6m Cables – Central Connection

## Consumables

### MAIN CONSUMABLES

Item	Part No.	Description	Qty
1	PF140LT	LT Torch Head c/w Handle	1
2	PF120	Torch Head – Machine	1
3	EA125	O-Ring – Torch Head	10
4	FH560	Diffuser	2
	FH561	Extended Diffuser	2
5	PR109	Hafnium Electrode – Long Life	5
6	PE107	Swirl Ring	2
7	PD105	Tip – 1.0mm	5
	PD105-11	Tip – 1.1mm	5
	PD105-12	Tip – 1.2mm	5
8	PR115	Extended Electrode – Long Life	5
9	PD106	Extended Tip – 1.0 – 50A	5
	PD106-12	Extended Tip – 1.2 – 80A	5

10	PC115	Nozzle Retaining Cap	1
11	CV201	Spacer for Contact Cutting	1
12	CV28	Spacer Springs	5

### SECONDARY CONSUMABLES

Item	Part No.	Description	Qty
13	C1356	Ergo Handle c/w Switch	1
14	TP61	Handle – Machine Torch	1

### NOT ILLUSTRATED

	PH130	6m complete cable assembly – 3/8" BSP	1
	PH132	6m complete cable assembly – 1/4" BSP for central connection	1
	C530	Central connector	1


Air Flow: 180 lpm | Rating: 100A @ 60% duty cycle | Cutting Capacity: 25mm max (most materials)  
Gas: Single



## A101/P101 Torch Packages

Part No.	Description
<b>PA1450LT</b>	Hand Torch c/w 6m Cables – M14 x 1 Metric Connection
<b>PA1452LT</b>	Hand Torch c/w 6m Cables– Central Connection
<b>PA1454LT</b>	Hand Torch c/w 6m Cables – 1/4" BSP Connection

Part No.	Description
<b>PA110</b>	Machine Torch c/w 6m Cables – M14 x 1 Metric Connection
<b>PA111</b>	Machine Torch c/w 6m Cables – Central Connection



## Consumables

### MAIN CONSUMABLES

Item	Part No.	Description	Qty
1	PF145LT	LT Torch Head c/w Handle	1
2	PF115	Torch Head – Machine	1
3	EA131	O-Ring – Torch Head	10
4	FH562	Diffuser	2
5	A9001	Extended Diffuser	2
6	PR101	Hafnium Electrode – Threaded	5
7	PR116	Extended Electrode – Push Fit	5
8	PE101	Swirl Ring	2
9	PE103	Swirl Ring – Long Electrode/Tips	2
10	PD101-11	Tip – 1.1mm	5
	PD101-14	Tip – 1.4mm	5
	PD101-17	Tip – 1.7mm	5
11	PC109	Nozzle Retaining Cap	1
	PC111	Nozzle Retaining Cap – Long Life	1
12	PC113	Contact Nozzle Retaining Cap	1
	PC130	Contact Nozzle Retaining Cap – Long Life	1
13	CV23	Spacer for Contact Cutting	1
14	CV8	Spacer for Extended Contact Cutting c/w item 20 <i>Max 50 Amps</i>	1
	CV9	Spacer for Extended Contact Cutting c/w item 20 <i>Above 50 Amps</i>	1
15	C1386	Stand Off Spring	5
16	C1408	Double Pointed Spacer	1
17	C1409	Crown Spacer	2
18	P1510	Spacer Contact Cutting – Hand <i>Use with Items 12 &amp; 20</i>	1
19	P1512	Spacer Contact Cutting – Machine <i>Use with Items 12 &amp; 20</i>	1
20	P1516	Locking Nut	2
21	P1507	Spring Holder Protection Nut	2
22	P1508	Spacer Springs for P1507	5

### SECONDARY CONSUMABLES

Item	Part No.	Description	Qty
23	C1356	Ergo Handle c/w Switch	1
24	P1519	Handle c/w Switch – Old Style	1
25	C3055623	Handle – Machine Torch	1
26	PH142	6m Complete Cable Assembly – M14 x 1 Metric	1
27	PH143	6m Complete Cable Assembly – 1/4" BSP <i>for Central Connection</i>	1
28	C530	Central Connector Kit	1
29	C1509	Swirl Ring Removal Tool	1

*For detailed breakdown of C534 Central Connector – see page 236*



**1436**  
Coloured Face Screen Shade 3 Complete  
*See page 348*

Air Flow: 210 lpm | Rating: 140A @ 60% duty cycle | Cutting Capacity: 35mm max (most materials)  
Gas: Single



## A141/P141 Torch Packages

Part No.	Description
<b>PA1500LT</b>	Hand Torch c/w 6m Cables – M14 x 1 Metric Connection
<b>PA1501LT</b>	Hand Torch c/w 12m Cables – M14 x 1 Metric Connection
<b>PA1504LT</b>	Hand Torch c/w 6m Cables – Central Connection
<b>PA1505LT</b>	Hand Torch c/w 12m Cables – Central Connection

Part No.	Description
<b>PA103</b>	Machine Torch c/w 6m Cables – M14 x 1 Metric Connection
<b>PA104</b>	Machine Torch c/w 12m Cables – M14 x 1 Metric Connection
<b>PA145</b>	Machine Torch c/w 6m Cables – Central Connection
<b>PA146</b>	Machine Torch c/w 12m Cables – Central Connection



## Consumables

### MAIN CONSUMABLES

Item	Part No.	Description	Qty
1	PF155LT	Torch Head c/w Handle	1
2	PF102	Torch Head – Machine	1
3	EA131	O-Ring – Torch Head	10
4	C1378	Diffuser	2
5	P1502	Extended Diffuser	2
6	PR101	Hafnium Electrode	5
7	PR116	Extended Electrode	5
8	PE101	Swirl Ring	2
9	PE103	Swirl Ring for Extended Electrode	2
10	PD101-11	Tip 1.1mm	5
	PD101-14	Tip 1.4mm	5
	PD101-17	Tip 1.7mm	5
	PD101-19	Tip 1.9mm	5
	PD101-30	Gouging Tip 3.0mm	5
11	PD111	Extended Tip Max 50A	5
12	PD117-14	Extended Tip 1.4mm Max 90A	5
	PD117-17	Extended Tip 1.7mm Max 120A	5
	PD117-19	Extended Tip 1.9mm Max 150A	5
13	PC101	Nozzle Retaining Cap	1
	PC102	Nozzle Retaining Cap – Long Life	1
14	PC103	Contact Nozzle Retaining Cap	1
	PC131	Contact Nozzle Retaining Cap – Long Life	1
15	CV23	Spacer for Contact Cutting	1
16	CV8	Spacer for Extended Contact Cutting c/w item 24 – Max 50 Amps	1
	CV9	Spacer for Extended Contact Cutting c/w item 24 – Above 50 Amps	1
17	C1386	Stand Off Spring	5
18	C1408	Double Pointed Spacer	1
19	C1409	Crown Spacer	2
20	C1406	Gouging Spacer	1
21	P1509	Gouging Spacer for Item 14	1
22	P1510	Spacer Contact Cutting – Hand Use with Items 14 & 24	1
23	P1512	Spacer Contact Cutting – Machine Use with Items 14 & 24	1
24	P1516	Locking Nut	2
25	P1507	Spring Holder Protection Nut	2
26	P1508	Spacer Springs for P1507	5

### SECONDARY CONSUMABLES

Item	Part No.	Description	Qty
27	C1356	Ergo Handle c/w Switch	1
28	C3055623	Handle – Machine Torch	1
29	PH148	6m Complete Cable Assembly – M14 x 1 Metric	1
	PH150	12m Complete Cable Assembly – M14 x 1 Metric	1
30	PH149	6m Complete Cable Assembly – 1/4" BSP for Central Connection	1
	PH151	12m Complete Cable Assembly – 1/4" BSP for Central Connection	1
31	C530	Central Connector Kit	1
32	C1509	Swirl Ring Removal Tool	1

For detailed breakdown of C534 Central Connector – see page 236



Circle Cutting Kits and Attachments  
See page 237

Air Flow: 230 lpm | Rating: 150A @ 60% duty cycle | Cutting Capacity: 35mm max (most materials)  
Gas: Single



## A151/P151 Torch Packages

Part No.	Description
<b>PA1550LT</b>	Hand Torch c/w 6m Cables – M14 x 1 Metric Connection
<b>PA1551LT</b>	Hand Torch c/w 12m Cables – M14 x 1 Metric Connection
<b>PA1554LT</b>	Hand Torch c/w 6m Cables – Central Connection
<b>PA1555LT</b>	Hand Torch c/w 12m Cables – Central Connection
<b>PA127</b>	Machine Torch c/w 6m Cables – M14 x 1 Metric Connection
<b>PA128</b>	Machine Torch c/w 12m Cables – M14 x 1 Metric Connection
<b>PA252</b>	Machine Torch c/w 6m Cables – Central Connection
<b>PA253</b>	Machine Torch c/w 12m Cables – Central Connection

**CABLE FITTING M14 x 1**



**CABLE FITTING CENTRAL**





## Consumables

### MAIN CONSUMABLES

Item	Part No.	Description	Qty
1	PF160LT	LT Torch Head c/w Handle	1
2	PF111	Torch Head – Machine	1
3	EA131	O-Ring – Torch Head	10
4	C1378	Diffuser	2
5	P1502	Extended Diffuser	2
6	PR111	Hafnium Electrode	5
7	PR116	Extended Electrode	5
8	PE103	Swirl Ring	2
9	PD109-14	Tip – 1.4mm	5
	PD109-16	Tip – 1.6mm	5
	PD109-18	Tip – 1.8mm	5
	PD109-30	Gouging Tip 3.0mm	5
10	PD111	Extended Tip – Max 50A	5
11	PD117-14	Extended Tip – 1.4mm Max 90A	5
	PD117-17	Extended Tip – 1.7mm Max 120A	5
	PD117-19	Extended Tip – 1.9mm Max 150A	5
12	PC120	Nozzle Retaining Cap	1
13	BW139	Nozzle Shield	1
14	CV1105	Contact Cutting Attachment	1
15	PC103	Contact Nozzle Retaining Cap	1
	PC131	Contact Nozzle Retaining Cap – Long Life	1
16	CV8	Spacer for Extended Contact Cutting c/w item 17 <i>Max 50 Amps</i>	1
	CV9	Spacer for Extended Contact Cutting c/w item 17 <i>Above 50 Amps</i>	1
17	P1516	Locking Nut	2
18	P1509	Gouging Spacer	1
19	P1507	Spring Holder Protection Nut	2
20	P1508	Spacer Springs for P1507	5
21	P1510	Spacer Contact Cutting – Hand <i>Use with Items 15 &amp; 17</i>	1
22	P1512	Spacer Contact Cutting – Machine <i>Use with Items 15 &amp; 17</i>	1

### SECONDARY CONSUMABLES


Item	Part No.	Description	Qty
23	C1356	Handle c/w Switch	1
24	C3055623	Handle – Machine Torch	1
25	PH148	6m Complete Cable Assembly – M14 x 1 Metric	1
	PH150	12m Complete Cable Assembly – M14 x 1 Metric	1
26	PH149	6m Complete Cable Assembly – 1/4" BSP <i>for Central Connection</i>	1
	PH151	12m Complete Cable Assembly – 1/4" BSP <i>for Central Connection</i>	1
27	C530	Central Connector Kit	1
28	C1509	Swirl Ring Removal Tool	1

*For detailed breakdown of C534 Central Connector – see page 236*



**Respiratory protection**  
*See page 361*

Air Flow: 142-235 lpm | Rating: 30-100A @ 100% duty cycle  
 Cutting Capacity: 25mm max (most materials) | Gas: Single




Plasma  
Cutting

## SL60 Torch Package – 20-60A

Part No.	Description
<b>7-5200</b>	Torch Package – 6m – RPT Termination
<b>7-5201</b>	Torch Package – 15m – RPT Termination
<b>7-5204</b>	Torch Package – 6m – ATC Termination
<b>7-5205</b>	Torch Package – 15m – ATC Termination

## SL100 Torch Package – 30-100A

Part No.	Description
<b>7-5202</b>	Torch Package – 6m – RPT Termination
<b>7-5203</b>	Torch Package – 15m – RPT Termination
<b>7-5206</b>	Torch Package – 6m – ATC Termination
<b>7-5208</b>	Torch Package – 15m – ATC Termination



## Consumables

Item	Part No.	Description	Qty
1	9-8219	Head – SL60/100 70 Degree	1
2	8-3487	O-Ring Torch Head – Black Nitrile	10
3	8-3486	O-Ring Torch Head – Red Silicone	10
4	9-8213	Start Cartridge	1
5	9-8215	Electrode – Maximum Life	5
6	9-8205	Tip – Drag – 20A	5
	9-8206	Tip – Drag – 30A	5
	9-8207	Tip – Drag – 40A	5
	9-8208	Tip – Cutting – 40A	5
	9-8209	Tip – Cutting – 50/55A	5
	9-8210	Tip – Cutting – 60A	5
	9-8231	Tip – Cutting – 70A	5
	9-8211	Tip – Cutting – 80A	5
	9-8212	Tip – Cutting – 90/100A	5
	9-8225	Tip – Gouging – 40A	5
	9-8226	Tip – Gouging – 60A	5
	9-8227	Tip – Gouging – 80A	5
	9-8228	Tip – Gouging – 100A	5
7	9-8237	Shield Cup Max Life* Illustrated use with items 8, 9 & 10	1
	9-8218	Shield Cup – Standard	1
8	9-8244	Shield Cap – Drag – 40A	
	9-8235	Shield Cap – Drag – 50/60A	1
	9-8236	Shield Cap – Drag – 70/100A	1
9	9-8241	Shield Cap – Gouging	1
10	9-8243	Shield cap – Deflector	1
11	9-7030	Handle c/w Switch	1
12	9-7034	Trigger Assembly	1
13	4-7830	SL60 Cable Assembly – 6m – RPT Fitting	1
	4-7831	SL60 Cable Assembly – 15m – RPT Fitting	1
	4-7832	SL100 Cable Assembly – 6m – RPT Fitting	1
	4-7833	SL100 Cable Assembly – 15m – RPT Fitting	1
14	4-7834	SL60 Cable Assembly – 6m –ATC Fitting	1
	4-7835	SL60 Cable Assembly – 15m –ATC Fitting	1
	4-7836	SL100 Cable Assembly – 6m –ATC Fitting	1
	4-7837	SL100 Cable Assembly – 15m –ATC Fitting	1

### NOT ILLUSTRATED

7-3291	Circle Guide Kit	1
7-7501	Roller / Radius Circle Cutting Kit – Basic	1
7-7507	Air Filter Kit	1
7-8910	Cutting Guide Kit – Deluxe	1
7-8911	Straight Line Cutting Guide	1

## Torch Adaptor Kits

MANUFACTURER POWER SUPPLY MODEL	Part No.
<b>HYPERTHERM®</b>	
Powermax® 380	7-3477
Powermax® 600 w/Int. Q.D.	7-3480
<b>MILLER®</b>	
Spectrum 375	7-3477
<b>OERLIKON®</b>	
CITOARCAP15-1,AP25-2,AP217,AP225	7-3471EL
<b>THERMAL</b>	
PAK® 3XR, 5XT, 5XR, 6XR, 7XR, 625XR, 750XR	7-3446
<b>DYNAMICS®</b>	
PAK® 8XR, 10XR, 1000XR, 1250XR, PakMaster™ 75, 100	7-3434
PakMaster™ 50XL/XLP, 75XL/XLP, 100XL/XLP	7-3447
CUTMASTER™ 50, 75, 80XL, 100, PakMaster™ 25, 38XL	

### NOTES:

The maximum current output of some of the Power Supplies listed can exceed the maximum rating of the torch. Do not operate the selected RPT Replacement Torch at current levels above the rating of the torch. Each adaptor Kit includes connection fitting, electrical connectors and installation instruction sheets for the selected power supply.

\*The Miller PlazCut machines with Serial Numbers beginning JE are not compatible with 1Torch™ RPT Torches.

**WELDAS®**



Premium leather aprons  
See page 371



## Hyh 45 & Hyh 45S – Powermax 45XP

Part No.	Description
<b>088164</b>	H45 75° Hand Torch 6m
<b>088165</b>	H45 75° Hand Torch 15m
<b>088162</b>	H45S 15° Hand Torch 6m
<b>088163</b>	H45S 15° Hand Torch 15m
<b>428592</b>	H45 & H45S Hand Torch Cable Assembly 6m
<b>428593</b>	H45 & H45S Hand Torch Cable Assembly 15m

## Hyh 85 & Hyh 85S – Powermax 85

Part No.	Description
<b>087085</b>	H85 75° Hand Torch 7.5m
<b>087086</b>	H85 75° Hand Torch 15m
<b>087089</b>	H85S 15° Hand Torch 7.5m
<b>087090</b>	H85S 15° Hand Torch 15m
<b>228723</b>	H65 & H85 Hand Torch Cable Assembly 7.5m
<b>228724</b>	H65 & H85 Hand Torch Cable Assembly 15m
<b>228727</b>	H65S & H85S Hand Torch Cable Assembly 7.5m
<b>228728</b>	H65S & H85S Hand Torch Cable Assembly 15m

## Hyh 65 & Hyh 65S – Powermax 65

Part No.	Description
<b>083247</b>	H65 75° Hand Torch 7.5m
<b>083248</b>	H65 75° Hand Torch 15m
<b>083251</b>	H65S 15° Hand Torch 7.5m
<b>083252</b>	H65S 15° Hand Torch 15m
<b>228723</b>	H65 & H85 Hand Torch Cable Assembly 7.5m
<b>228724</b>	H65 & H85 Hand Torch Cable Assembly 15m
<b>228727</b>	H65S & H85S Hand Torch Cable Assembly 7.5m
<b>228728</b>	H65S & H85S Hand Torch Cable Assembly 15m

## Hyh 105 & Hyh 105S – Powermax 105

Part No.	Description
<b>059473</b>	H105 75° Hand Torch 7.5m
<b>059474</b>	H105 75° Hand Torch 15m
<b>059470</b>	H105S 15° Hand Torch 7.5m
<b>059471</b>	H105S 15° Hand Torch 15m
<b>228959</b>	H105 & H105S Hand Torch Cable Assembly 7.5m
<b>228960</b>	H105 & H105S Hand Torch Cable Assembly 15m

CABLE TERMINATION



**Torch packages are supplied without consumable parts: see page 229**




### H125

Part No.	Description
<b>059492</b>	H125 85° Hand Torch 7.5m
<b>059493</b>	H125 85° Hand Torch 15m
<b>059495</b>	H125S 15° Hand Torch 7.5m
<b>059496</b>	H125S 15° Hand Torch 15m
<b>428159</b>	H125 Hand Torch Cable Assembly 7.5m
<b>428160</b>	H125 Hand Torch Cable Assembly 15m

**Torch packages are supplied  
without consumable parts:  
see page 231**



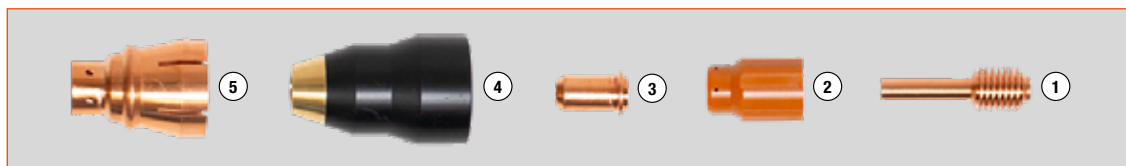
## Max 80



Item	Part No.	Description	Qty
1	020189	Torch Head – Hand	1
2	020201	Torch Head – Machine	1
3	EA131	O-Ring – Torch Head	10
4	P1501	Front Insulator	1
5	020194	Swirl Ring	2
6	020203	Tip 1.0 – .038 – 40A	10
	020345	Tip 1.3 – .052 – 80A	10
	020195	Tip 1.5 – .059 – 100A	10

Item	Part No.	Description	Qty
7	020184	Nozzle Retaining Cap	1
8	020397	Contact Tip 1.3 – .052 – 80A	10
9	020336	Contact Nozzle Retaining Cap	1
10	020335	Spacer Contact Cutting – Hand Torch	1
11	020334	Shield Cup – Machine Torch	1
12	P1516	Locking Nut	2

## Powermax 30



Item	Part No.	Description	Qty
1	220478	Electrode	5
2	220479	Swirl Ring Max Life	2
3	220480	Tip 30A	10

Item	Part No.	Description	Qty
4	220483	Retaining Cap	1
5	420399	Deflector (T30 Only)	1

## Powermax 45




Item	Part No.	Description	Qty
1	220670	Swirl Ring	2
2	220669	Electrode	5
3	220671	Cutting Tip 45A	10

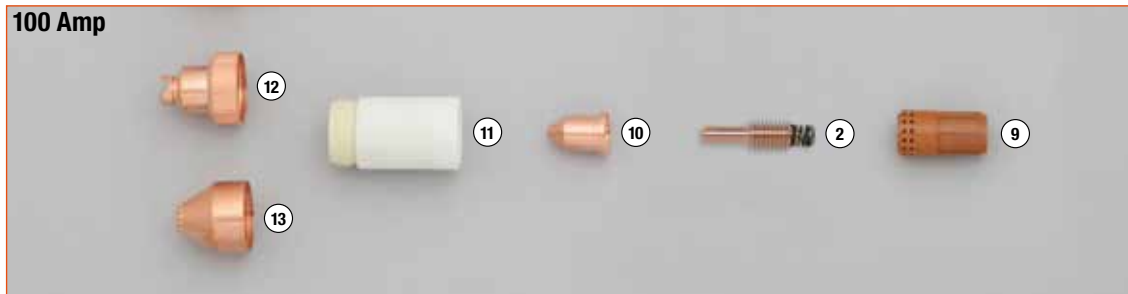
Item	Part No.	Description	Qty
4	220713	Nozzle Retaining Cap	1
5	220674	Hand – Shield	3
6	220673	Machine – Shield	3

## Powermax 65 / H65 / M65-85 / H85 / M85-105 / H105 / M105

### 65 & 85A



### 100 Amp



Item	Part No.	Description	Qty
1	220857	Swirl Ring – 45-85A	2
2	220842	Electrode – 45-85A	5
3	220930	Cutting Tip – 45A – FC	10
	220941	Cutting Tip – 45A	10
4	220819	Cutting Tip – 65A	10
	220816	Cutting Tip – 85A	10
5	220854	Nozzle Retaining Cap – 45A-85A	1
6	220955	Deflector	3

Item	Part No.	Description	Qty
7	220818	Hand Shield – 45-85A	3
8	220817	Machine Shield – 45-85A	3
9	220994	Swirl Ring – 100A	2
10	220990	Cutting Tip – 100A	10
11	220854/105	Nozzle Retaining Cap – 100A	1
12	220992	Hand Shield – 100A	3
13	220993	Machine Shield – 100A	3


## Powermax 800



Item	Part No.	Description	Qty
1	020361	Swirl Ring	1
2	120301	Retaining Cap	1
3	120283	Shield – Hand Torch	5

Item	Part No.	Description	Qty
4	120326	Shield – Machine Torch	5
5	120303	Spring Holder Protection Nut	5

## Powermax 1000 / 1100 / 1250 / 1650




Item	Part No.	Description	Qty
1	120925	Swirl Ring Max Life	2
2	120926	Electrode 40-80A	5
3	120932	Cutting Tip 40A – Shielded	10
	120931	Cutting Tip 60A – Shielded	10
	120927	Cutting Tip 80A – Shielded	10
4	120928	Nozzle Retaining Cap	1
5	120929	Shield – Hand	5
	120930	Shield – Machine	5
6	220051	Swirl Ring Max Life	2
7	220037	Electrode 100A	5

Item	Part No.	Description	Qty
8	220011	Cutting Tip 100A – Shielded	10
9	220048	Nozzle Retaining Cap	1
10	220065	Shield – Hand	5
11	220047	Shield – Machine	5
12	120979	Deflector	1
13	220006	Tip 40A – Unshielded	10
14	220007	Tip 50A – Unshielded	10
	120980	Tip 80A – Unshielded	10
	220064	Tip 100A – Unshielded	10



## HY125




Item	Part No.	Description	Qty
1	220997	Swirl Ring	2
	420159	Swirl Ring 30-45A Precision Cut	2
2	52678	Electrode	5
3	420158	Tip Cutting 45A	10
	420169	Tip Cutting 65A	10
	420151	Tip 30-45A Precision Cut	10
	51424G	Tip Gouging 105-125A	10

Item	Part No.	Description	Qty
4	220975	Tip Cutting 105-125A	10
5	220977/65	Shield Cup Body 35-65A	1
	220977/125	Shield Cup Body 105-125A	1
6	420172	Shield Cap Hand 35-65A	2
	420000	Shield Cap Hand 105-125A	1
	51919G	Shield Cap Gouging	1
	420152	Deflector Precision Cut	1

Plasma  
Cutting


## Max 200 & HT2000



Item	Part No.	Description	Qty
1	120547	Electrode O <sub>2</sub> / Air – 100A	10
	120667	Electrode O <sub>2</sub> /Air – 200A	10
2	020689	Nozzle .038 Air – 40A	5
3	020616	Nozzle .055 O <sub>2</sub> – 100A (Max 200)	5
	020611	Nozzle .059 Air, N <sub>2</sub> Ar/H – 100A	5

Item	Part No.	Description	Qty
4	020605	Nozzle .082 O <sub>2</sub> – 200A	5
	020690	Nozzle .055 O <sub>2</sub> – 100A (HT2000)	5
5	020423	Retaining Cap	1
6	020448	Shield Cap – Air, N <sub>2</sub> , Ar/H – 100A	1


## HPR-130® / HPR-260XD® / HD-3070® Upgrade



Item	Part No.	Description	Qty
1	220340	Water Cooling Tube	1
To get the same performance as the original, our electrodes must be used with our water cooling tube			
2	220192	Electrode – 30A	10
	220552	Electrode – 50A	10
	220187	Electrode – 80A	10
	220181	Electrode – 130A	10
	220352	Electrode – 200A	10
	220435	Electrode – 260A	10
	220308	Electrode 45A - XD Stainless	10
	220339	Electrode 80A - XD Stainless	10
	220307	Electrode 130 - 260A - XD Stainless	10
3	220180	Swirl Ring – 30A	1
	220553	Swirl Ring – 50A	1
	220179	Swirl Ring – 80/130A	1
	220353	Swirl Ring – 200A	1
	220436	Swirl Ring – 260A	1
	220342	Swirl Ring 200A - XD Stainless	1
	220405	Swirl Ring 260A – XD Stainless	1
4	220193	Nozzle – 30A	5
	220554	Nozzle – 50A	5
	220188	Nozzle – 80A	5
	220510	Nozzle – 100A	5
	220182	Nozzle – 130A	5
	220354	Nozzle – 200A	5
	220439	Nozzle – 260A	5
	220201	Nozzle 45A - XD Stainless	5
	220337	Nozzle 80A – XD Stainless	5
	220197	Nozzle 130A – XD Stainless	5
	220343	Nozzle 200A – XD Stainless	5
	220406	Nozzle 260A – XD Stainless	5

Item	Part No.	Description	Qty
5	220194	Shield – 30A	1
	220555	Shield – 50A	1
	220189	Shield – 80A	1
	220183	Shield – 130A	1
	220202	Shield 45A - XD Stainless	1
	220338	Shield 80A – XD Stainless	1
	220198	Shield 130A – XD Stainless	1
6	220356	Shield – 200A (No XD)	1
	220440	Shield – 260A (No XD)	1
7	220313	Retaining Cap 30/50A	1
	220754	Retaining Cap 30/50A – XD	1
	220755	Retaining Cap 45A – XD Stainless	1
	220176	Retaining Cap 80/130A	1
	220756	Retaining Cap 80-130A – XD	1
	220355	Retaining Cap 200A	1
	220433	Retaining Cap 260A	1

## ESAB / L-TEC PT31 / PT31XL



Item	Part No.	Description	Qty
1	18205	Electrode – Zirconium	5
2	20862	Electrode – Hafnium	5
3	18785	Swirl Baffle – 4 Holes	5
4	20463	Swirl Baffle – 6 Holes	5
5	18866	Tip 1.0 – .039 – 30A	10

Item	Part No.	Description	Qty
6	20860	Tip 0.96 – .038 – 30A	10
	21008	Tip 1.07 – .042 – 40A	10
	20861	Tip 1.17 – .046 – 50A	10

## SAF CP40R / CP100R



Item	Part No.	Description	Qty
1	0408-2404	Electrode – Hafnium	5
	0408-2051	Electrode – Zirconium	5
2	0408-2261	Cutting Tip – 1.0mm	10
	0408-2262	Cutting Tip – 1.2mm	10
	0408-2385	Cutting Tip – 1.6mm	10

Item	Part No.	Description	Qty
3	0408-2267	Protective Nozzle Guide – TN	1
4	0408-2405	Ceramic Assembly c/w Boss	1
5	0408-2268	Ceramic Guide – TI	1
6	C1397	Guide Spring	5

## P80



Plasma  
Cutting

### Torch Package

Part No.	Description
<b>P80-4</b>	Torch Package 4m 3/8" Fitting

### Consumables

Item	Part No.	Description	Qty	Item	Part No.	Description	Qty
1	TKU08103	Torch Head	1	4	TGN02004	Ceramic Shield – Plated	1
2	TET02033	Electrode	5	5	P8001	Site Wheel	1
3	TET01110	Tip 1.1 – 40A	10	6	P8002	Handle c/w Switch	1
	TET01130	Tip 1.3 – 60A	10	7	P8003	Spanner	1
	TET01512	Tip 1.5 – 80A	10	8	P8004	4m Cable Assembly	1
	TSM06626	Tip 1.7 – 100A	10				

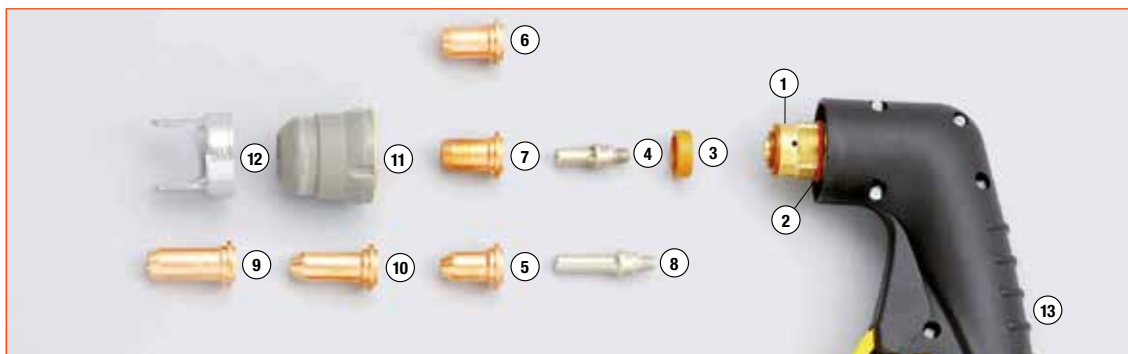
## XT3000



Item	Part No.	Description	Qty
1	9-6006	XT3003 Electrode	5
2	9-6007	XT3004 Swirl Ring	2

Item	Part No.	Description	Qty
3	9-6500	XT3005-10 Cutting Tip – 15-30A	10
4	9-6003	XT3007 Standard Shield Cup	5

## XT4000



Item	Part No.	Description	Qty
1	XT4001	Torch Head 70 degree	1
2	XT4010	O-Ring – Torch Head	10
3	XT4006	Gas Distributor	2
4	XT4003	Electrode – Standard	5
5	XT4005-08	Tip Contact Cutting – 10-20A	5
6	XT4005-09	Tip Contact Cutting – 30-40A	5
7	XT4005-10F	Flat Tip Cutting – 40-50A	5
	XT4005-11F	Flat Tip Cutting – 50-60A	5

Item	Part No.	Description	Qty
8	XT4003L	Extended Electrode	5
9	XT4005-08L	Extended Contact Cutting Tip – 20-30A	5
10	XT4005-09L	Extended Contact Cutting Tip – 30-40A	5
11	XT4007	Nozzle Retaining Cap	1
12	XT4008	Double Pointed Spacer	2
13	XT4011	Handle c/w Switch	1

## XT6000



Item	Part No.	Description	Qty
1	8-7501	XT6004 Gas Distributor	2
2	8-7503	XT6005-10 Cutting Tip – 30-40A	10
	8-7504	XT6005-12 Cutting Tip – 40-50A	10
	8-7505	XT6005-13 Cutting Tip – 50-60A	10
	8-7506	XT6005-19 Gouging Tip	10

Item	Part No.	Description	Qty
3	60442	XT6006 Coiled Contact Spring	2
4	8-7500	XT6007 Standard Shield Cup c/w XT6006	1
5	60444	XT6008 Pointed Stand Off Spacer	1
6	8-7498	XT6009 Shield Cup Body for Castle Heatshield	1
7	8-7499	XT6010 Castle Heat Shield	1

## Plasma Torch & Machine Central Connectors



Plasma  
Cutting

### TORCH SIDE

Item	Part No.	Description	Qty
A	C530	Complete Connector – No Pins	1
1	C537	Adaptor Body Only – No Pins	1
2	C543	Male to Female Pin Connector	5
3	C538	Male to Female Contact Pin	5
4	C542	Screw	5
5	C539	Plastic Nut Adaptor	1
6	C540	Central Housing	1

### MACHINE SIDE

Item	Part No.	Description	Qty
B	C554	Complete Connector – 6 Sockets To suit pin position 1, 2, 3, 5, 6 & 9	1
7	C555	Adaptor Body Only – No Pins	1
8	C556	Fixing Nut	1
9	C557	Socket c/w 0.5m Cable – Black	10
	C558	Socket c/w 0.5m Cable – Red	10
	C559	Socket c/w 0.5m Cable – Blue	10

# Circle Cutting Kits



## Circle Cutting Kits

Item	Part No. (Circle Kit)	Part No. (Guide Only)	Description	Qty
A & B	CK-1	CG-51	Cebora P35/P50	1
	CK-2	CG-52	Cebora P90/P120/P150 Trafimet A90/A140/R145 Ergocut A101/A141/A151	1
	CK-3	CG-53	Cebora P70	1
	CK-4	CG-54	Cebora CP90	1
	CK-5	CG-55	Trafimet S25/S25K/S30/S35K/ S45 SWP CUT 40, 70 & 100	1
	CK-6	CG-56	Trafimet A53/S54/A60/A80/A81	1
	CK-8	CG-58	Hypertherm Powermax 600/800/900/1000/1650 Miller ICE-50C/55C	1
	CK-9	CG-59	Hypertherm Max40/42	1
	CK-10	CG-60	Hypertherm Max80/100 Miller ICE-70/100	1
	CK-12	CG-62	Binzel PSB31/31K	1
	CK-13	CG-63	Binzel PSB60/80/121	1
	CK-14	CG-64	SAF CP40R/100R	1
	CK-15	CG-65	Thermal Dynamics PCH51	1
	CK-17	CG-67	Thermal Dynamics PCH10/25/26/ 28/35/40/60/75/76/80/100XL	1
	51864	51802	Digi Cut 100 CNC	1

## Circle Cutting Kit Attachments

Item	Part No. (Circle Kit)	Description	Qty
1	CKA-01	Magnetic Base 17mm <i>For All Kits excluding CK-2, CK-10 &amp; CK-15</i>	1
	CKA-02	Magnetic Base 22mm <i>For Kits CK-2, CK-10 &amp; CK-15 Only</i>	1
2	CKA-03	Free Centreing Pin 17mm <i>For All Kits excluding CK-2, CK-10 &amp; CK-15</i>	1
	CKA-04	Free Centreing Pin 22mm <i>For Kits CK-2, CK-10 &amp; CK-15 Only</i>	1
3	CKA-05	Locking Pin 17mm <i>For All Kits excluding CK-2, CK-10 &amp; CK-15</i>	1
	CKA-06	Locking Pin 17mm <i>For Kits CK-2, CK-10 &amp; CK-15 Only</i>	1
4	CKA-07	Radius Bar 250mm <i>Fits All Kits</i>	1
5	CKA-08	Radius Bar 400mm <i>Fits All Kits</i>	1
6	CKA-09	Allen Wrench <i>Fits All Kits</i>	1

# NOW AVAILABLE COMPATIBLE **HYPERTHERM** TORCH PACKAGES

SEE PAGES  
226-227



Plasma  
Cutting

